

Gathering Information About Nation-States

Follow these steps for each nation-state you visit:

Step 1: With your group, go to a visitor center in this nation-state's capital city.

Step 2: Locate the section of your Reading Notes for this nation-state.

Step 3: Examine the information and discuss the questions on the two station masters for this nation-state. Use Station Master 18K to compare this nation-state to other nation-states.

Step 4: Read the related section of Chapter 18. Then discuss these questions with your group:

- What new information did you learn about this nation-state?
- With everything you've learned, do you feel more positive or more negative about this nation-state?

Step 5: The scorecard lists several factors for both economic and political success. Give this nation-state a score of 1, 2, 3, 4, or 5 for each factor. A score of 1 is the highest.

Step 6: Return to your seat on the "plane." Work with your group to complete this section of Reading Notes. Give each nation-state an overall score in both economic and political success. Add comments to explain each overall score. Include information from at least two factors that you analyzed. Then answer the two questions under the scorecard.

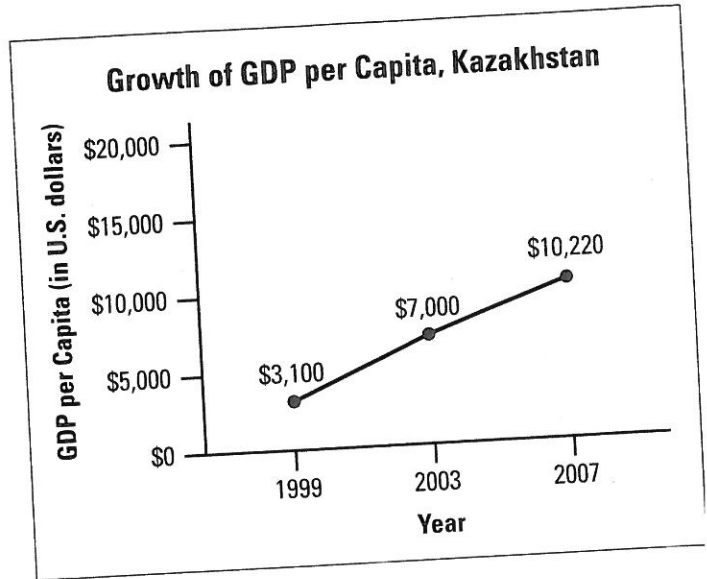
Step 7: On the map in your Reading Notes, draw and label *three* new important facts about the political or economic success of this nation-state. For example, if you learned that this nation-state exports a lot of diamonds, which would help its economy, you might draw a diamond on the map and label it "diamond exports."

Economic Success of Kazakhstan

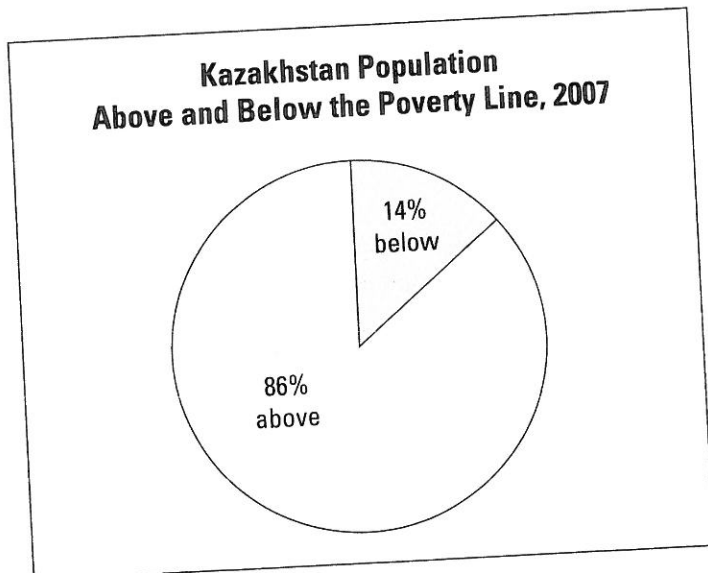
Look at the economic information below for the nation-state of Kazakhstan.
Discuss each question in your group.



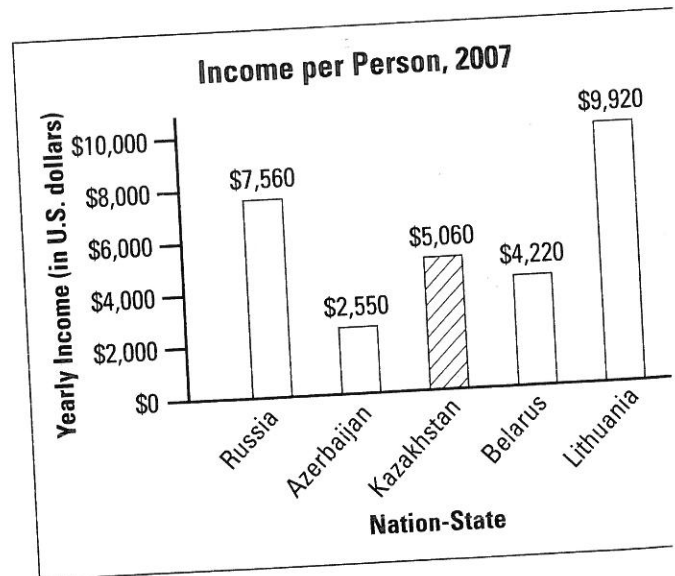
What does this map tell you about Kazakhstan's resources? Its location? How do its resources and location help or hurt Kazakhstan?



Look at the numbers on this graph. What do they tell you about the success of Kazakhstan's economy?



Look at the percentages in this circle graph. What do they tell you about the economy in Kazakhstan?



How does income per person for Kazakhstan compare to the other nation-states? What does this tell you about the economy in Kazakhstan?

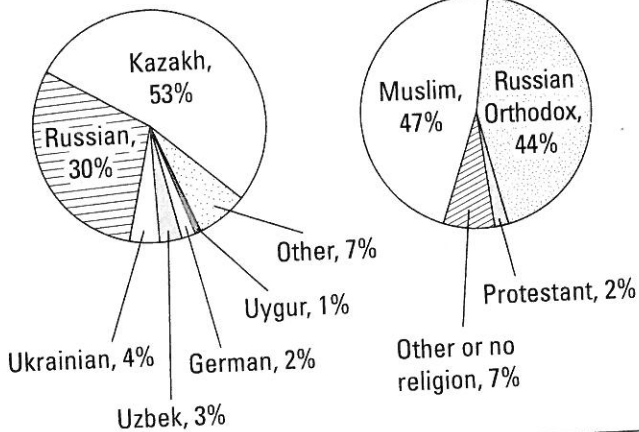
Sources: United Nations Office on Drugs and Crime.
Central Intelligence Agency. Freedom House.

Political Success of Kazakhstan

Look at the political information below for the nation-state of Kazakhstan. Discuss each question in your group.

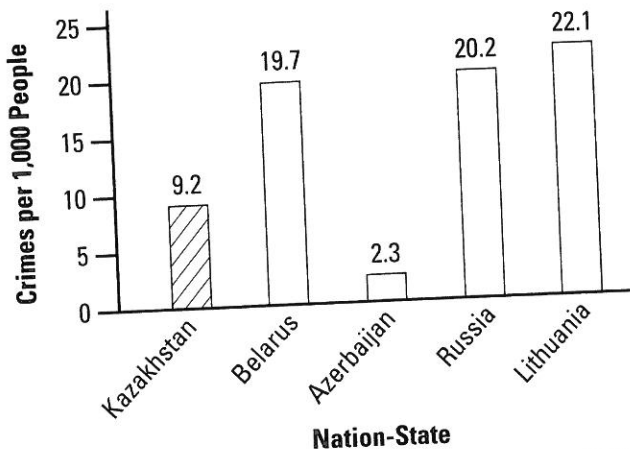
Ethnic Diversity

Religious Diversity



Look at these circle graphs. What do they tell you about possible ethnic and religious tension in Kazakhstan?

Reported Crimes



Compare the level of crime in Kazakhstan to the other nation-states. What might this tell you about security in Kazakhstan?

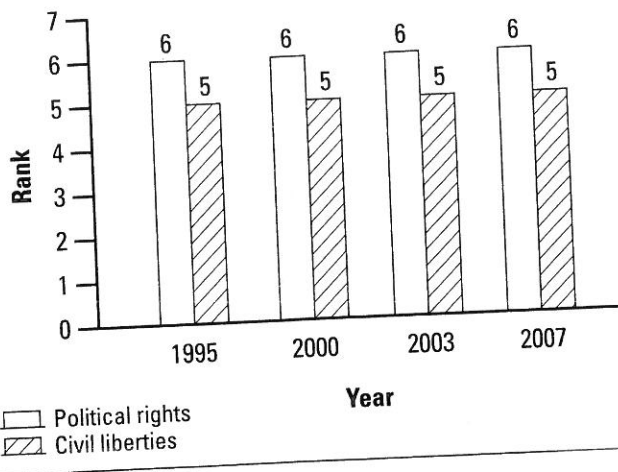
Life Expectancy and Infant Mortality in Kazakhstan

Year	Life Expectancy (years)	Infant Mortality Rate (deaths per 1,000 births)
1995	68	40
1999	63	59
2003	63	59
2008	68	27

Notice how the numbers change in this table. What might this tell you about quality of life for people in Kazakhstan?

Sources: World Bank. Central Intelligence Agency.

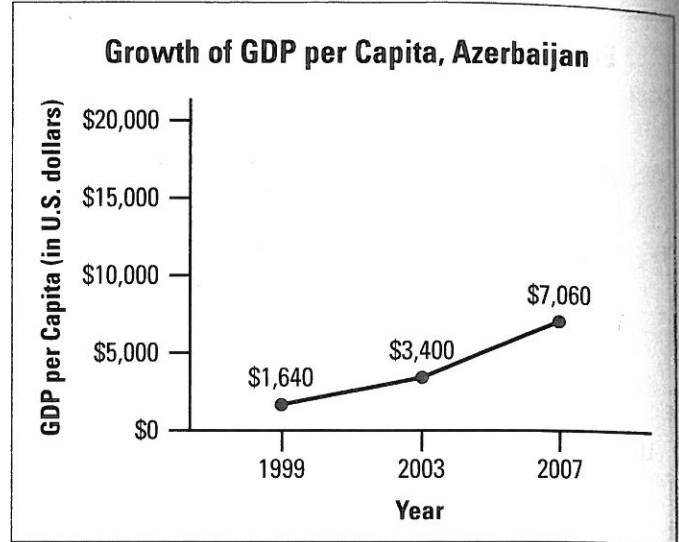
Freedom Index Rating, Kazakhstan



On this scale, 1 represents the highest degree of freedom, and 7 the lowest. Have the rankings for Kazakhstan gone up, gone down, or mostly stayed the same over time? What does this tell you about rights and freedoms in Kazakhstan?

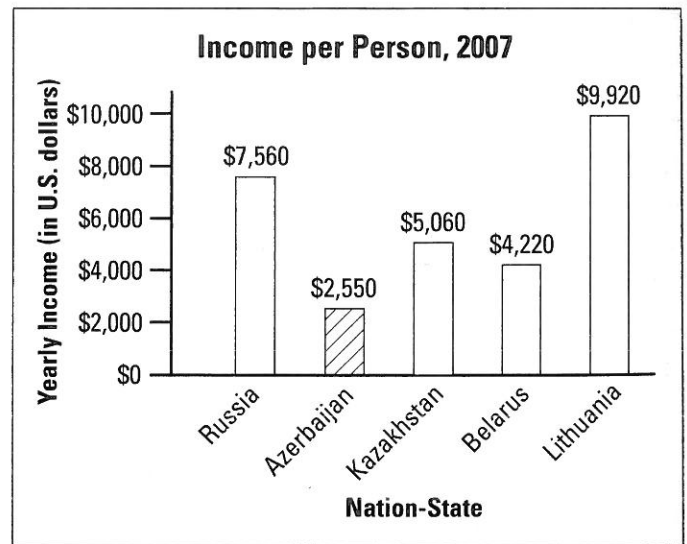
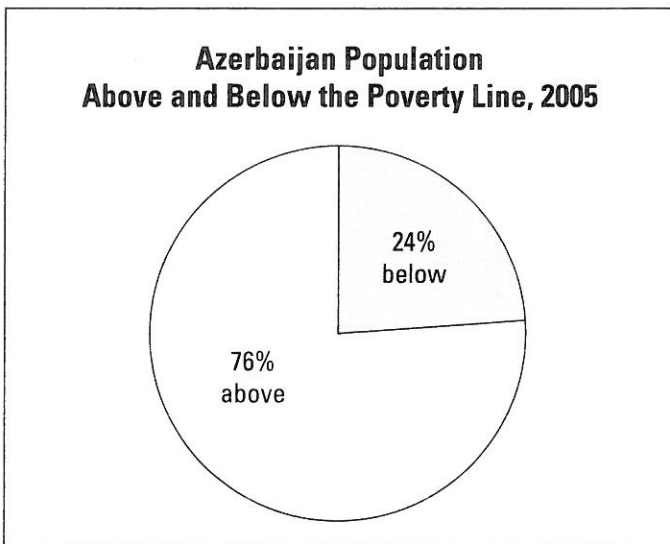
Economic Success of Azerbaijan

Look at the economic information below for the nation-state of Azerbaijan.
Discuss each question in your group.



What does this map tell you about Azerbaijan's resources? Its location? How do its resources and location help or hurt Azerbaijan?

Look at the numbers on this graph. What do they tell you about the success of Azerbaijan's economy?



Look at the percentages in this circle graph. What do they tell you about the economy in Azerbaijan?

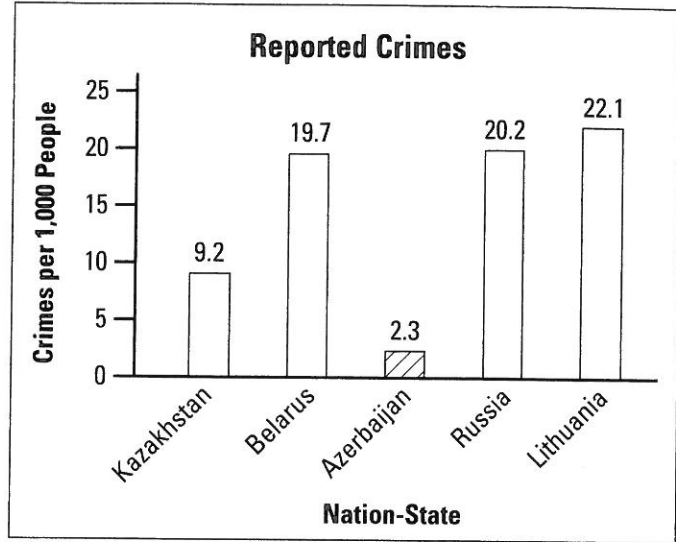

How does income per person for Azerbaijan compare to the other nation-states? What does this tell you about the economy in Azerbaijan?

Sources: United Nations Office on Drugs and Crime.
Central Intelligence Agency. Freedom House.

Political Success of Azerbaijan

Look at the political information below for the nation-state of Azerbaijan.

Discuss each question in your group.



Look at these circle graphs. What do they tell you about possible ethnic and religious tension in Azerbaijan?

Compare the level of crime in Azerbaijan to the other nation-states. What might this tell you about security in Azerbaijan?

Life Expectancy and Infant Mortality in Azerbaijan

Year	Life Expectancy (years)	Infant Mortality Rate (deaths per 1,000 births)
1995	71	35
1999	63	83
2003	63	82
2008	66	56

Notice how the numbers in this table change. What might this tell you about quality of life for people in Azerbaijan?



On this scale, 1 represents the highest degree of freedom, and 7 the lowest. Have the rankings for Azerbaijan gone up, gone down, or mostly stayed the same over time? What does this tell you about rights and freedoms in Azerbaijan?

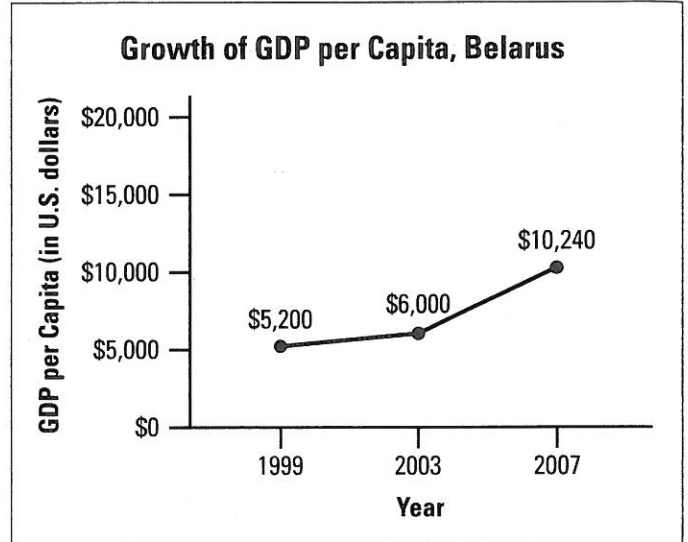
Sources: World Bank. Central Intelligence Agency.

Economic Success of Belarus

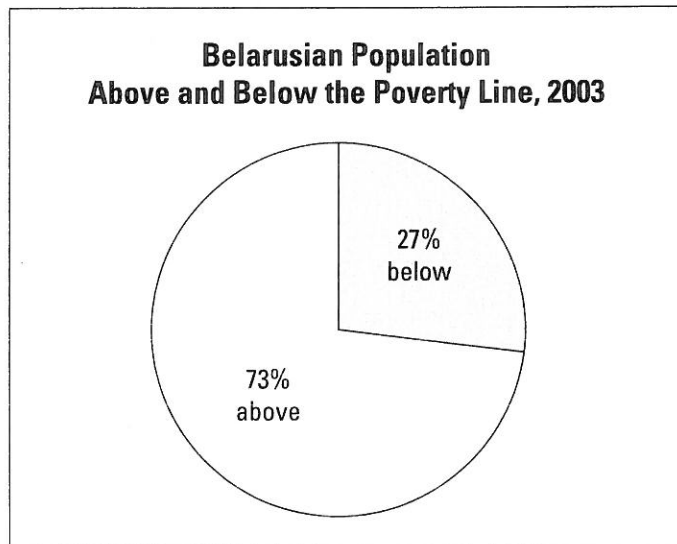
Look at the economic information below for the nation-state of Belarus.
Discuss each question in your group.



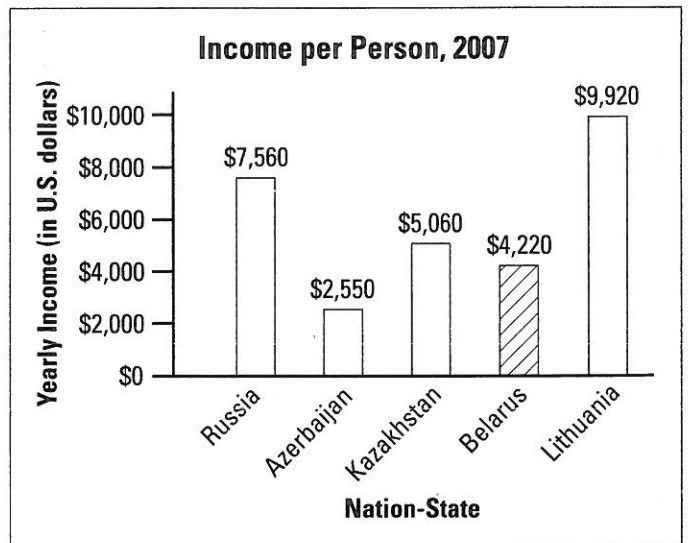
What does this map tell you about Belarus's resources? Its location? How do its resources and location help or hurt Belarus?



Look at the numbers on this graph. What do they tell you about the success of Belarus's economy?



Look at the percentages in this circle graph. What do they tell you about the economy in Belarus?




How does income per person for Belarus compare to the other nation-states? What does this tell you about the economy in Belarus?

Sources: United Nations Office on Drugs and Crime.
Central Intelligence Agency. Freedom House.

Political Success of Belarus

Look at the political information below for the nation-state of Belarus. Discuss each question in your group.



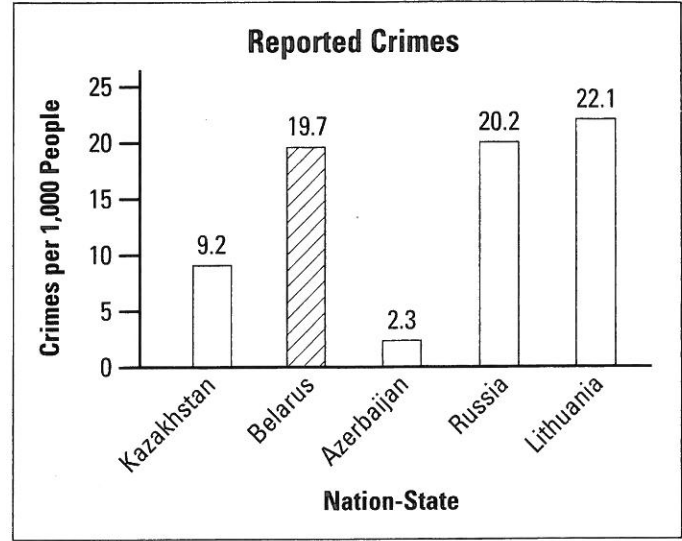
Look at these circle graphs. What do they tell you about possible ethnic and religious tension in Belarus?

Life Expectancy and Infant Mortality in Belarus

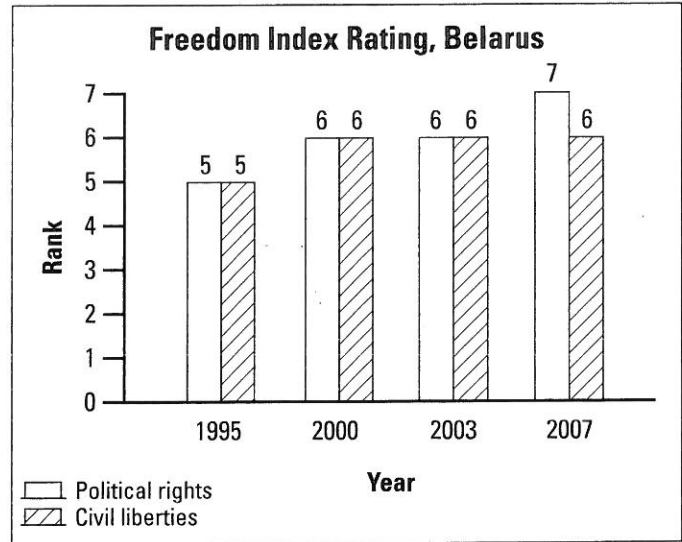
Year	Life Expectancy (years)	Infant Mortality Rate (deaths per 1,000 births)
1995	71	19
1999	68	14
2003	68	14
2008	70	7

Notice how the numbers in this table change. What might this tell you about quality of life for people in Belarus?

Sources: World Bank. Central Intelligence Agency.



Compare the level of crime in Belarus to the other nation-states. What might this tell you about security in Belarus?



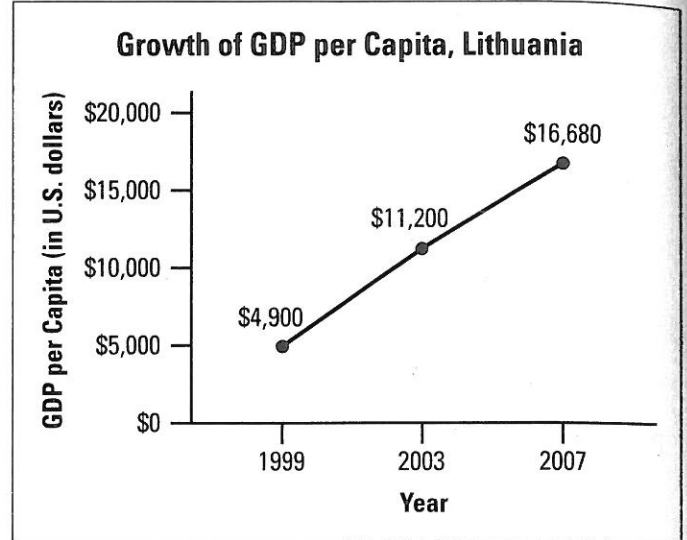
On this scale, 1 represents the highest degree of freedom, and 7 the lowest. Have the rankings for Belarus gone up, gone down, or mostly stayed the same over time? What does this tell you about rights and freedoms in Belarus?

Economic Success of Lithuania

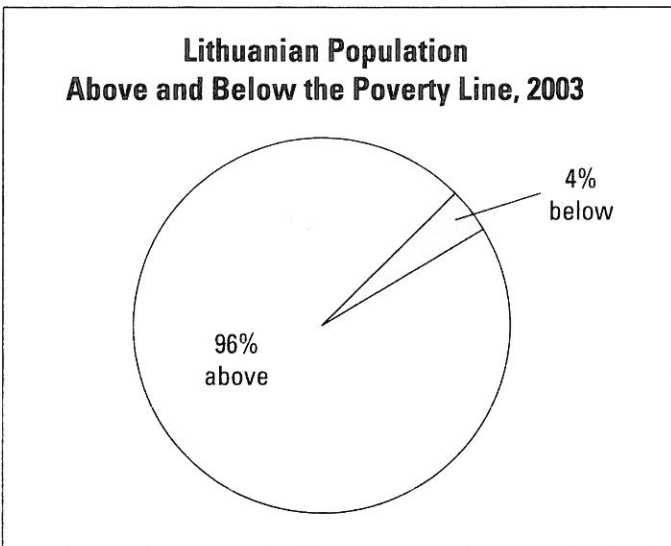
Look at the economic information below for the nation-state of Lithuania. Discuss each question in your group.



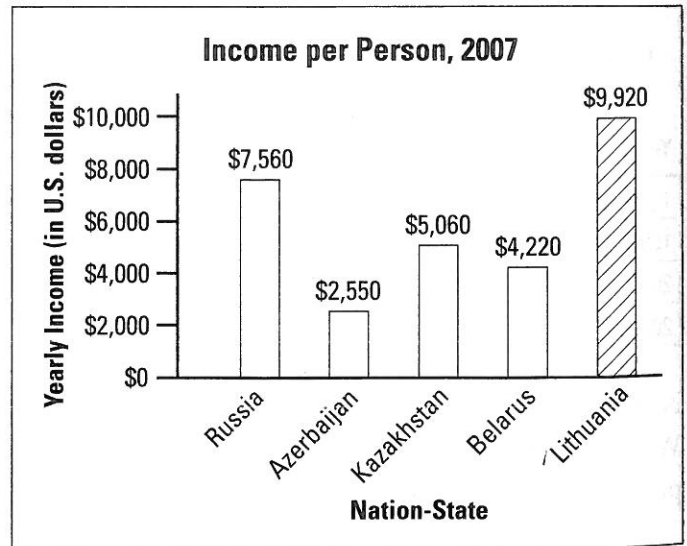
What does this map tell you about Lithuania's resources and location? How do its resources and location help or hurt Lithuania?



Look at the numbers on this graph. What do they tell you about the success of Lithuania's economy?



Look at the percentages in this circle graph. What do they tell you about the economy in Lithuania?



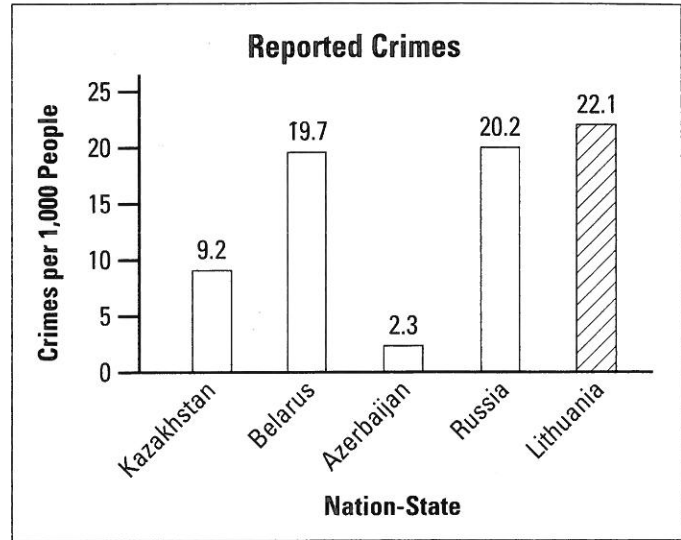
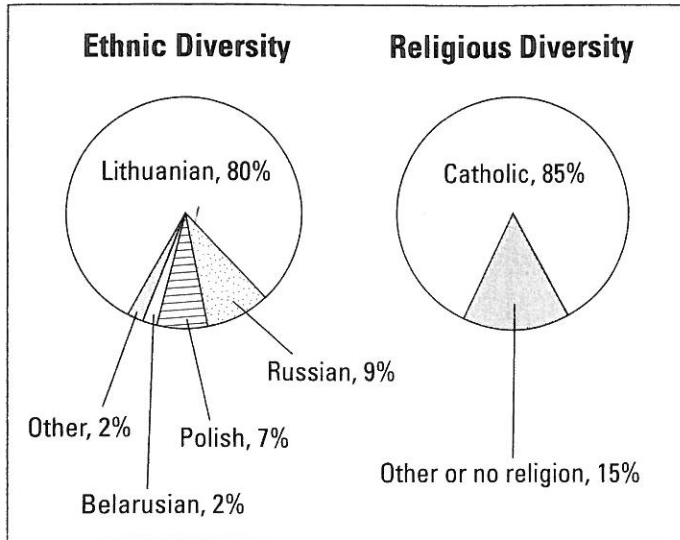
How does income per person for Lithuania compare to the other nation-states? What does this tell you about the economy in Lithuania?

Sources: United Nations Office on Drugs and Crime.
Central Intelligence Agency. Freedom House.

Political Success of Lithuania

Look at the political information below for the nation-state of Lithuania.

Discuss each question in your group.

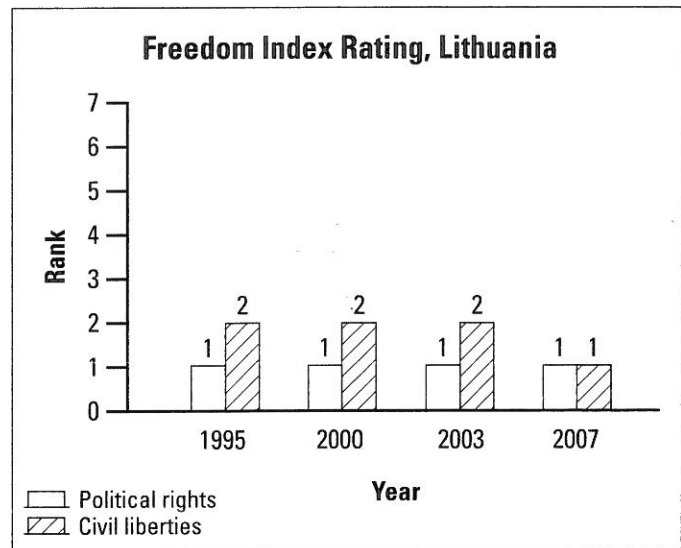


Look at these circle graphs. What do they tell you about possible ethnic and religious tension in Lithuania?

Compare the level of crime in Lithuania to the other nation-states. What might this tell you about security in Lithuania?

Year	Life Expectancy (years)	Infant Mortality Rate (deaths per 1,000 births)
1995	71	17
1999	69	15
2003	70	14
2008	75	7

Notice how the numbers in this table change. What might this tell you about quality of life for people in Lithuania?



On this scale, 1 represents the highest degree of freedom, and 7 the lowest. Have the rankings for Lithuania gone up, gone down, or mostly stayed the same over time? What does this tell you about rights and freedoms in Lithuania?

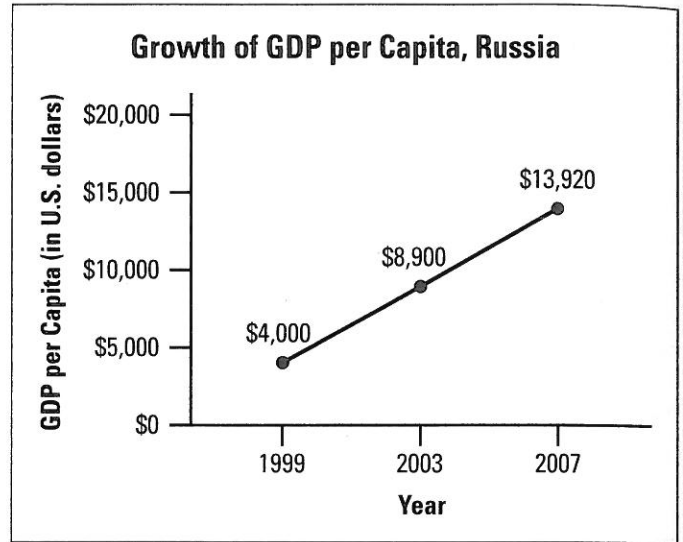
Sources: World Bank. Central Intelligence Agency.

Economic Success of Russia

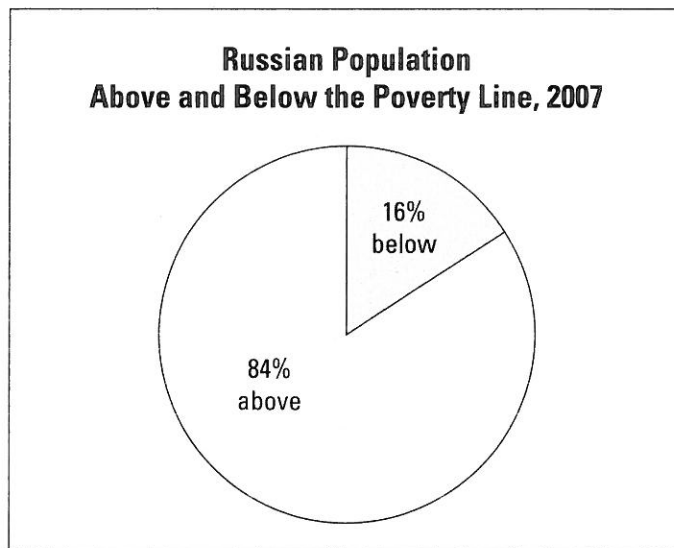
Look at the economic information below for the nation-state of Russia.
 Discuss each question in your group.



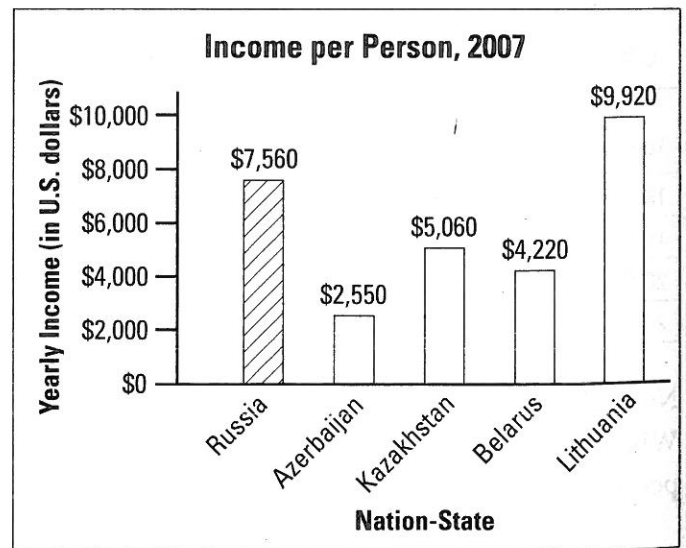
What does this map tell you about Russia's resources? Its location? How do its resources and location help or hurt Russia?



Look at the numbers on this graph. What do they tell you about the success of Russia's economy?



Look at the percentages in this circle graph. What do they tell you about the economy in Russia?

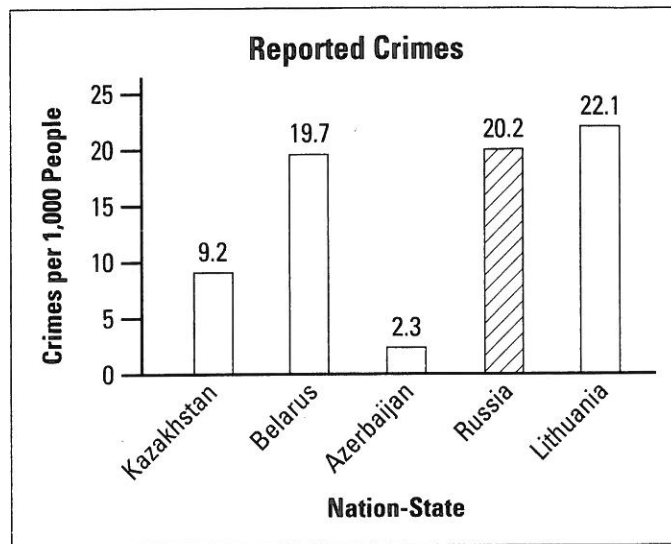
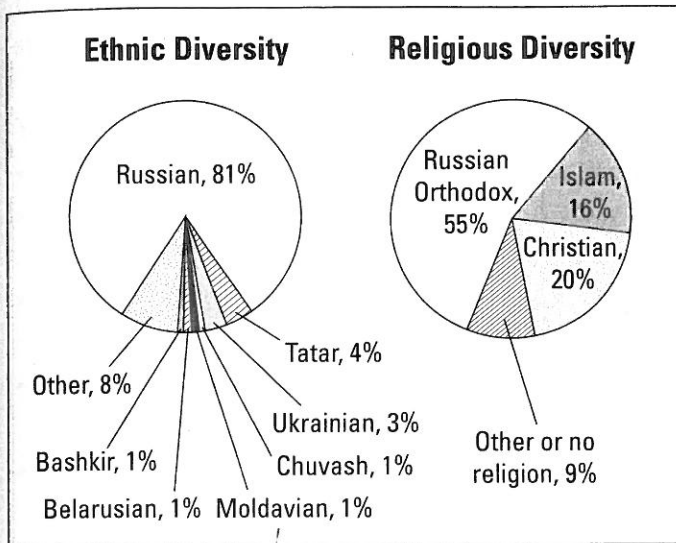


How does income per person for Russia compare to the other nation-states? What does this tell you about the economy in Russia?

Sources: United Nations Office on Drugs and Crime.
 Central Intelligence Agency. Freedom House.

Political Success of Russia

Look at the political information below for the nation-state of Russia.
Discuss each question in your group.



Look at these circle graphs. What do they tell you about possible ethnic and religious tension in Russia?

Compare the level of crime in Russia to the other nation-states. What might this tell you about security in Russia?

Year	Life Expectancy (years)	Infant Mortality Rate (deaths per 1,000 births)
1995	69	27
1999	65	23
2003	68	20
2008	66	11

Notice how the numbers in this table change. What might this tell you about quality of life for people in Russia?

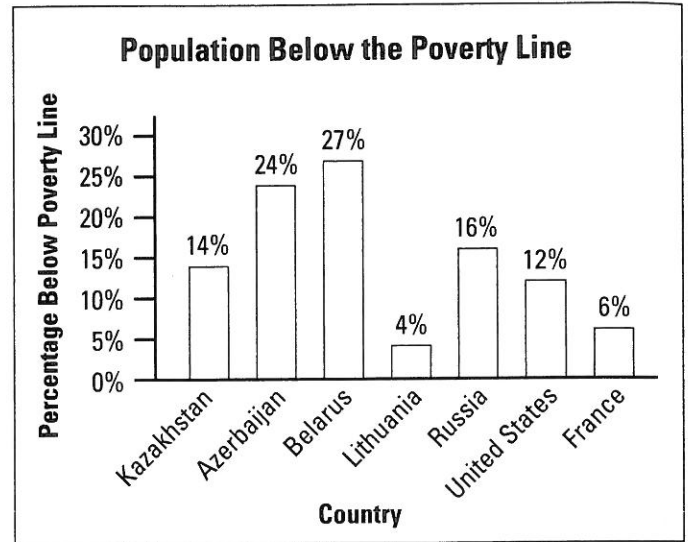
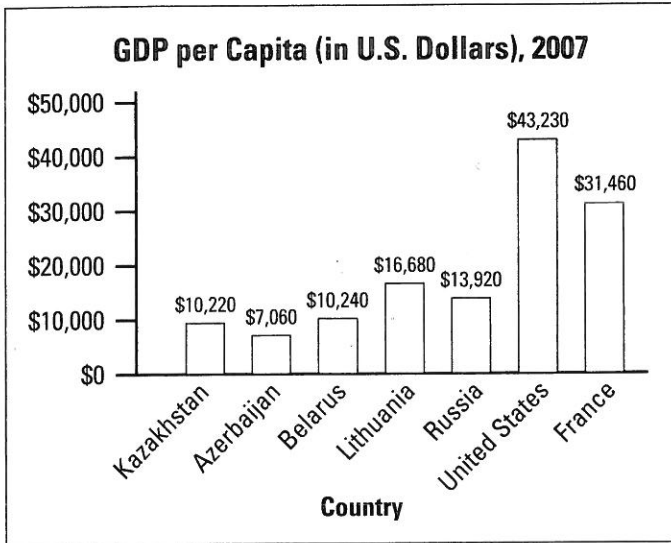


On this scale, 1 represents the highest degree of freedom, and 7 the lowest. Have the rankings for Russia gone up, gone down, or mostly stayed the same over time? What does this tell you about rights and freedoms in Russia?

Sources: World Bank. Central Intelligence Agency.

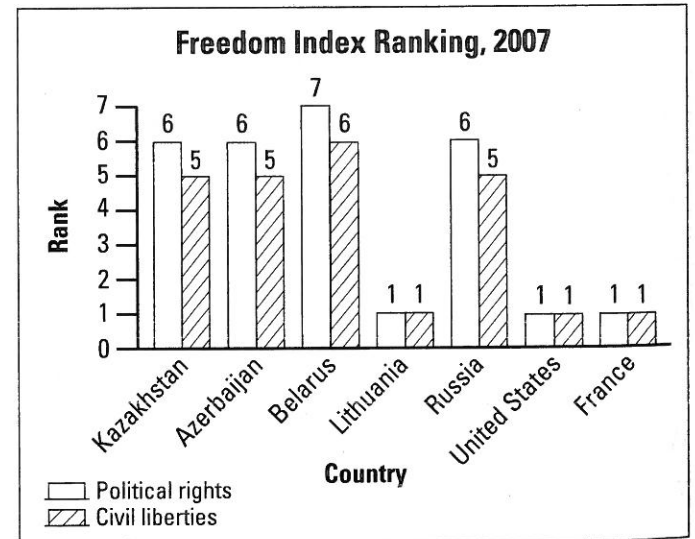
Economic and Political Comparisons

Use the data below to compare one nation-state to another.



Life Expectancy and Infant Mortality, 2008

Country	Life Expectancy (years)	Infant Mortality (deaths per 1,000 births)
Kazakhstan	68	27
Azerbaijan	66	56
Belarus	70	7
Lithuania	75	7
Russia	66	11
United States	78	6
France	81	3



Sources: World Bank. Central Intelligence Agency. Freedom House.

Writing to the International GeoGames Committee

You have just visited five nation-states that were once a part of the Soviet Union. Write a letter to the International GeoGames Committee. Tell them which nation-state you think is the best site of a future GeoGames. Also advise the committee which nation-state you think is the worst site.

Your letter must include

- a date and a proper heading.
- an introduction that briefly describes your tour. Mention where you visited and your impressions of the nation-states. Tell what kind of information you gathered.
- your recommendation for the *best* nation-state as a site of a future GeoGames. Give three reasons for your choice.
- your recommendation for the *worst* nation-state as a site of a future GeoGames. Give three reasons for your choice.
- a concluding statement. Summarize your arguments and restate your opinion.

Your letter should be at least one page in length. Type it or write it neatly in ink.